



February 19, 2013

Ms. Barbara Warren  
Citizens' Environmental Coalition



Joanne Hameister  
Coalition on West Valley Nuclear Wastes



Lynda Schneekloth  
Sierra Club, Niagara Chapter



Dear Ms. Warren, Ms. Hameister and Ms. Schneekloth:

**SUBJECT:** Memorandum, Barbara Warren, et al. to Lee Gordon and Moira Maloney, "Agenda for February Quarterly Public Meeting," dated January 31, 2013

Thank you for your memorandum that provided recommended topics for the next Quarterly Public Meeting (QPM), scheduled for February 27, 2013. The agencies have reviewed your suggestions, and in part based on your input, the following topics will be covered during the WVDP Project Update portion of the meeting:

- The status of work being performed under the Characterization, Sampling, and Analysis Plan (CSAP). (Note: The report referenced in your letter has not been completed.);
- The High-Level Waste canister relocation project; and
- An update on the North Plateau Permeable Treatment Wall.

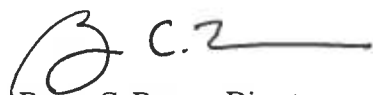
Additionally, the Phase 1 Studies Update portion of the agenda will include a discussion on the Independent Scientific Panel's (ISP) input on the Erosion Working Group's (EWG's) recommendations as well as a status of the Engineered Barriers and Exhumation Working Group's efforts.

Ms. Warren, Hameister and Schneekloth  
Page 2  
February 19, 2013


Your letter also recommended a report identifying the ISP's feedback on your recommended list of Phase 1 Studies. We would like to point out that although your list was provided to the ISP and was considered in their assessment, the ISP did not provide any specific responses to your list of Phase 1 studies. We have not, however, lost sight of your comprehensive list; and, as stated in our November 7, 2012 response letter to Diane D'Arrigo (Reference #1), the agencies will provide feedback on the recommended studies as we move through the Phase 1 studies process. Further, we believe that the ISP's recent erosion recommendations are consistent with input received from you and others.

In addition, you also stated that you did not receive a copy of the handout on the Ambient Air Monitoring Program presentation provided at the November QPM; attached is a copy of that presentation. You also requested written information on the current air monitoring program. Please refer to the most recent Annual Site Environmental Report (ASER), which was published in September 2012 and can be found at [http://www.wv.doe.gov/Document\\_Index/2011\\_ASER.pdf](http://www.wv.doe.gov/Document_Index/2011_ASER.pdf). Pages 2-5 through 2-7 of the ASER provide a description of the air monitoring program; Page 2-11 includes a discussion specific to the ambient air monitoring program and describes the changes made to install a more extensive ambient air monitoring network in mid-2012. The details of this more extensive network were presented at the November 2012 QPM and are described in the attached presentation. This network was installed in 2012 to collect ambient air monitoring data prior to, during, and following the demolition of radiological facilities. The current data collection activities are intended to establish a baseline prior to radiological facility demolition work. In your letter you also asked if it was possible to make the data available to the public "as close to real time" as possible. As stated in our November 7, 2012 letter, the Department of Energy (DOE) is developing a Data Management System that will be web based and publically accessible. This system, which is planned to be available later this year, will provide validated environmental monitoring data to the public.

Thank you once again for providing recommended topics for the February QPM, and for your continued interest in Phase 1 decommissioning and the Phase 1 Studies.



Bryan C. Bower, Director  
U.S. Department of Energy  
West Valley Demonstration Project



Paul J. Bembia, Director  
West Valley Site Management Program  
New York State Energy Research & Development  
Authority

PJB/BB/amd

Attachment:

1. "Ambient Air Monitoring Program," November 14, 2012

Reference:

1. Letter, Bryan C. Bower and Paul J. Bembia to Diane D'Arrigo, "Next Quarterly Public Meeting Plus Questions for Erosion Team, ECS, DOE and NYSERDA," dated November 7, 2012

ec: Lee Gordon, NYSERDA-WV, (w/o att.) [lmg@nyserda.ny.gov](mailto:lmg@nyserda.ny.gov)  
Moirra Maloney, DOE-WVDP, (w/o att.) [Moirra.N.Maloney@wv.doe.gov](mailto:Moirra.N.Maloney@wv.doe.gov)  
Bill Logue, Logue Group, (w/o att.) [Bill@LogueGroup.com](mailto:Bill@LogueGroup.com)  
Lynette Bennett, CHBWV, (w/o att.) [Lynette.Bennett@chbwv.com](mailto:Lynette.Bennett@chbwv.com)  
Dhananjay Rawal, ECS, (w/o att.) [drawal@ecs-i.com](mailto:drawal@ecs-i.com)



# ***West Valley Demonstration Project Ambient Air Monitoring Program***

**Presented by:  
John Rendall, Regulatory Strategy Manager**

**November 14, 2012**



**EM Environmental Management**

safety ❖ performance ❖ cleanup ❖ closure

[www.em.doe.gov](http://www.em.doe.gov)

# Ambient Air Monitoring Update

## Ambient air network operating

- Monitoring program initiated October 1, 2012

## Background and 16 stations on NYSERDA and private properties

- Small units (2'x3'x7')
- Located approximately 1 mile or less from site

## Objective of Ambient Monitoring Program

- Monitor diffuse source emissions
- Collect ambient air data in proximity to nearest receptors
- Augment existing monitor and model approach



**EM** *Environmental Management*

safety ❖ performance ❖ cleanup ❖ closure

[www.em.doe.gov](http://www.em.doe.gov)



# Ambient Monitoring Program

## Monitoring Program

- Biweekly gross alpha and beta
- Quarterly isotopic for key WVDP isotopes
- Glass fiber filters – typical particle retention – 99.98%
- Charcoal cartridge for I-129
- Minimum of 80% continuous monitoring
- Continue meteorological monitoring and monitor and model of emissions
- Compare ambient to monitor and model approach



**EM** Environmental Management

safety ❖ performance ❖ cleanup ❖ closure

[www.em.doe.gov](http://www.em.doe.gov)

# Ambient Air Monitoring Detection Limits

Key WVDP Isotopes	Regulatory NESHAP Compliance Limit (uCi/ml)	Quarterly Sample Volume (ml)	Sample Detection Limit (uCi)	Network Detection Limit (uCi/mL)	Percent of NESHAP Limit
Strontium-90	1.9E-14	9.7E+09	3.0E-06	3.1E-16	1.6%
Iodine-129	9.1E-15	9.7E+09	2.0E-06	2.1E-16	2.3%
Cesium-137	1.9E-14	9.7E+09	3.0E-06	3.1E-16	1.6%
Uranium-232	1.3E-15	9.7E+09	3.0E-07	3.1E-17	2.4%
Plutonium-239/240	2.0E-15	9.7E+09	3.0E-07	3.1E-17	1.6%
Americium-241	1.9E-15	9.7E+09	3.0E-07	3.1E-17	1.6%

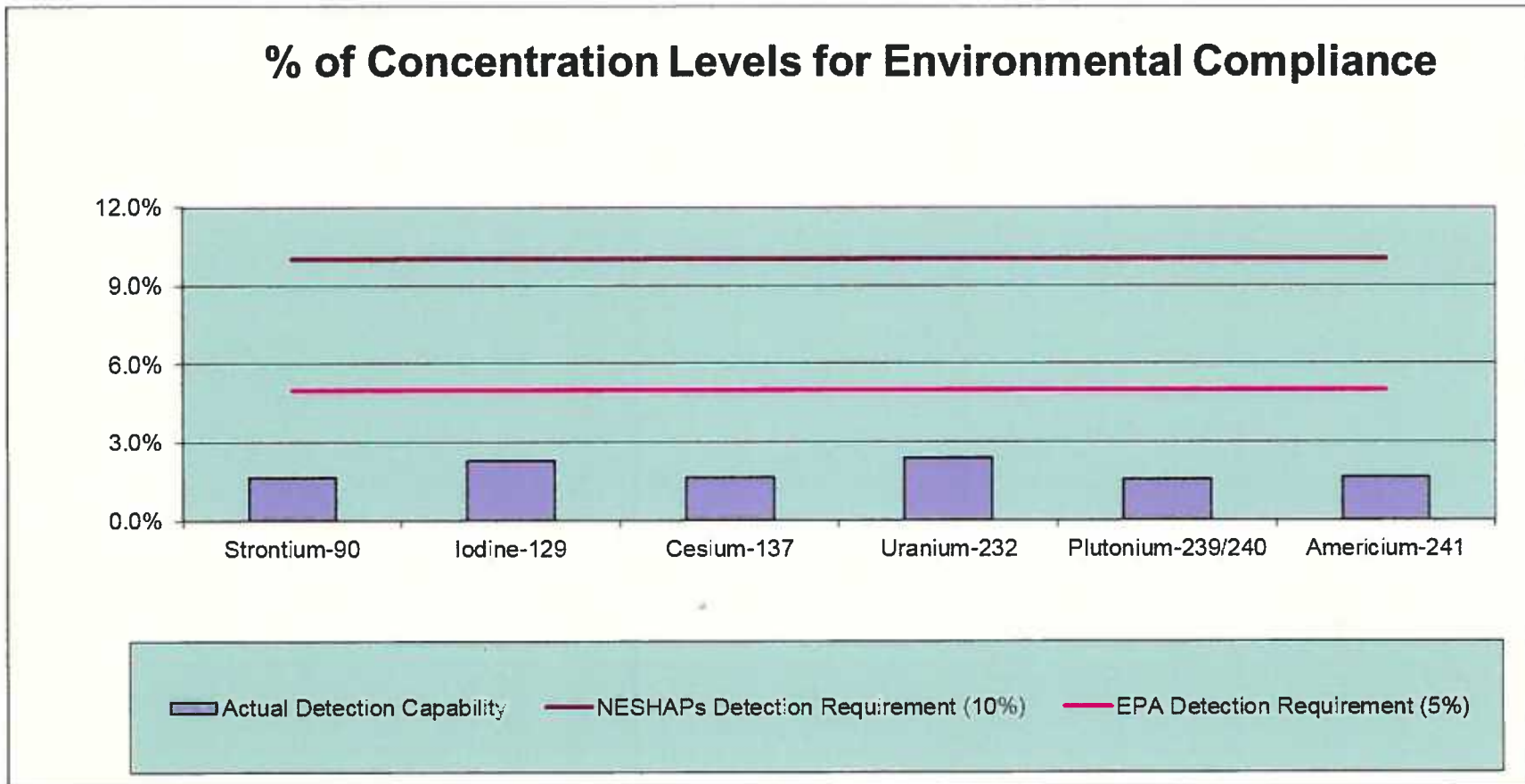


**EM Environmental Management**

safety ❖ performance ❖ cleanup ❖ closure

[www.em.doe.gov](http://www.em.doe.gov)

# WVDP Ambient Air Network Detection Capability



**EM Environmental Management**

safety ❖ performance ❖ cleanup ❖ closure

[www.em.doe.gov](http://www.em.doe.gov)